VIDEO REPORT

Apple 1984 (Super Bowl XVIII)

STRONGEST SECOND	STEEPEST FALL	WEAKEST 3 SECONDS	AVERAGE LEVEL
0:40	**73%**	**0:47 to 0:50**	**52%**
after the first three seconds	0:45 to 0:48	lowest stretch of the curve	of this clip's own range

Predicted response across the video

Each point is one second. The scale is this clip's own range: 0 is its lowest second, 100 its highest.

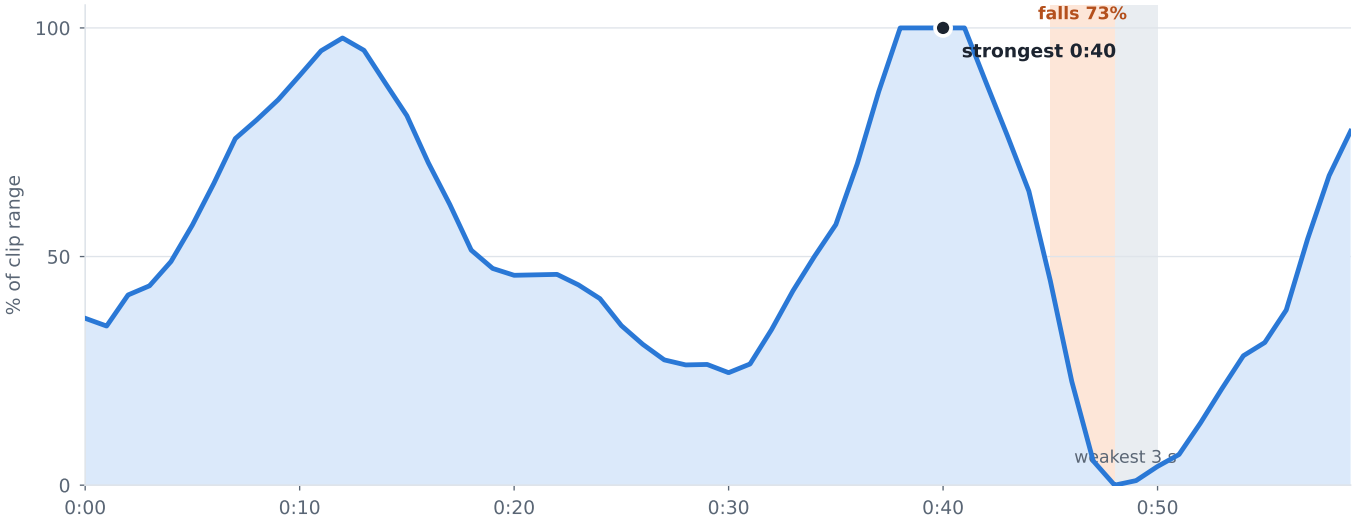

What the model predicts

- After the first three seconds, the predicted brain response peaks at 0:40, the predicted response falls 73% between 0:45 and 0:48, and the weakest 3-second stretch is 0:47 to 0:50.
- After the fall at 0:48 the predicted response comes back up past its pre-fall level by 0:58 (116% of it), the strongest moment after the opening.
- The visual network has the highest predicted response for 77% of the clip, the auditory network for 18%.
- Speech is present in 15% of the seconds; the words are set against the curve on the later pages.

In this report

Brain networks: which of the four networks leads, and when
Key moments: the seconds worth a close look, with the frame and the words
Every second: level, leading network, most active regions and words
How to read this report: what each number is and what it is not

Brain networks

The model's cortical prediction is summarised as four networks. Each panel is scaled to that network's own range within this clip, so compare the shape and the timing of the panels, not their heights.

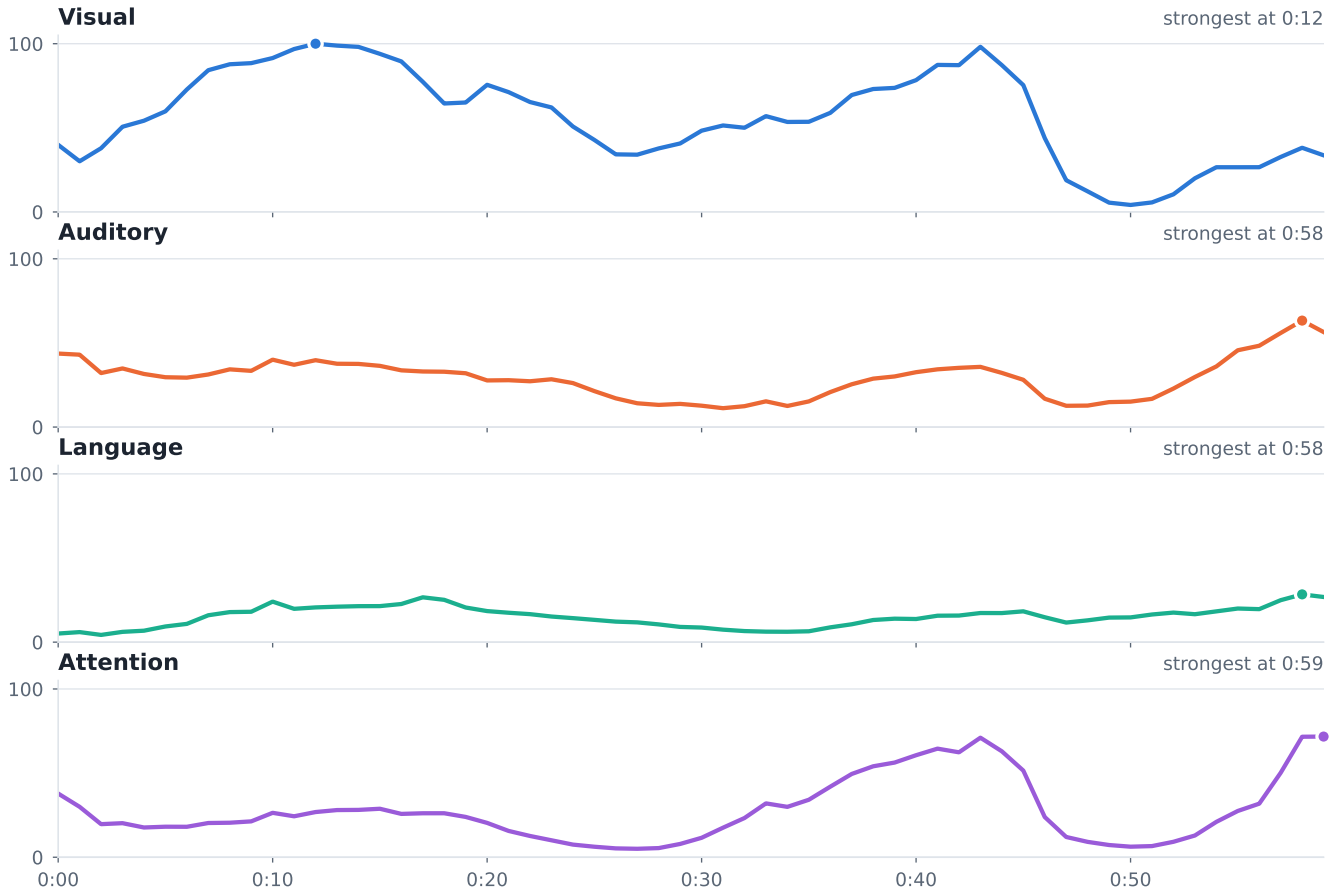

Leading network, second by second

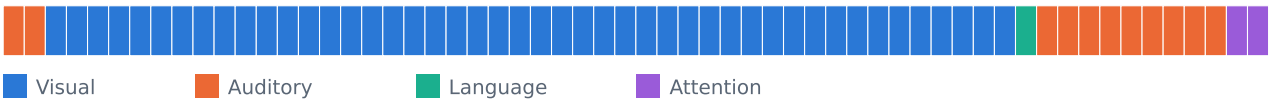

NETWORK	LEADS FOR	SHARE OF THE CLIP	ITS STRONGEST SECOND
Visual	46 s	77%	0:12
Auditory	11 s	18%	0:58
Attention	2 s	3%	0:59
Language	1 s	2%	0:58

Mean of the four networks

This is the one series a percentage change is taken on, because it is not stretched to fill the chart. A fall is reported only when it starts at or above the clip average and loses 20% or more within three seconds.

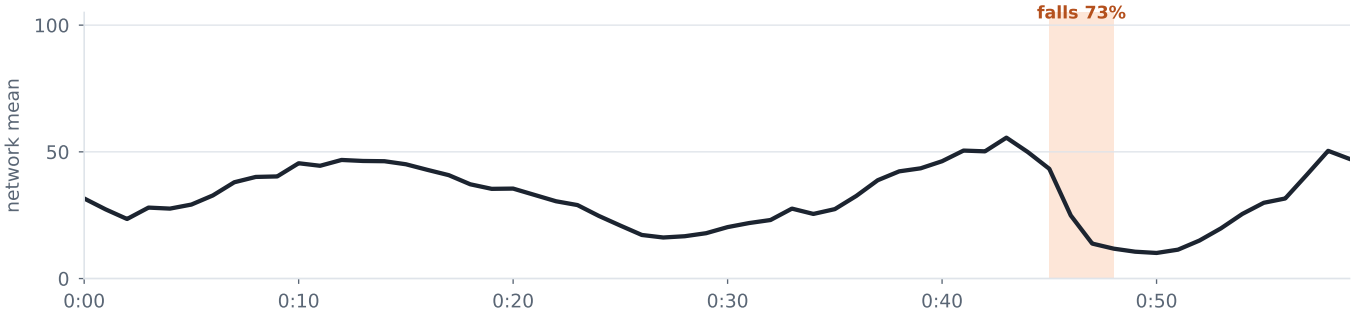

Key moments

The seconds that define this video's predicted response. Levels are on the clip's own 0 to 100 range.

0:00 Opening

36 of 100

Leading network	Auditory
System	Scene & place recognition
Regions	Ventro-medial visual (scene); Dorsal visual V3B

“Today we celebrate the first glorious anniversary of the Information Purification Directives.”

0:40 Strongest second

100 of 100

Leading network	Visual
System	Motion tracking (V5/MT)
Regions	Motion-related; Motion processing

“Our enemies shall talk themselves to death, and we will bury them with their own confusion.”

0:45 Fall begins

45 of 100

Leading network	Visual
System	Early visual cortex
Regions	Dorsal visual V3A; Upper visual field area

“We shall prevail.”

0:47 Weakest 3 s begin

5 of 100

Leading network	Visual
System	Scene & place recognition
Regions	Scene & place recognition; Intraparietal (attention)

0:48 Fall ends

0 of 100

Leading network	Language
System	Language network
Regions	Language network; Intraparietal (attention)

“On January 24th, Apple Computer will introduce Macintosh.”

0:58 Best after the fall

68 of 100

Leading network	Attention
System	Salience / control
Regions	Anterior cingulate (monitoring); Frontal operculum (salience)

“and you'll see why 1984 won't be like 1984.”

Every second

One row per second. Level is the position on the clip's own 0 to 100 range. The strongest second is marked with a dot; rows inside the steepest fall are tinted. Words are listed at the second their line starts.

TIME	LEVEL	NETWORK	MOST ACTIVE REGIONS	WORDS	CONFID.
0:00	36	Auditory	Ventro-medial visual (scene); Dorsal visual V3B	*Today we celebrate the first glorious anniversary of the Information Purification Directives.*	medium
0:01	35	Auditory	Lateral belt (secondary auditory); Posterior belt (secondary auditory)		medium
0:02	42	Visual	Lateral belt (secondary auditory); Posterior belt (secondary auditory)		medium
0:03	44	Visual	Lateral belt (secondary auditory); Posterior belt (secondary auditory)		medium
0:04	49	Visual	Higher visual: color + face/object patches; Posterior belt (secondary auditory)		medium
0:05	57	Visual	Higher visual: color + face/object patches; Motion-related		medium
0:06	66	Visual	Higher visual: color + face/object patches; Motion-related		medium
0:07	76	Visual	Higher visual: color + face/object patches; Motion processing	*We have created, for the first time in all history, a garden of pure ideology, where each worker*	medium
0:08	80	Visual	Higher visual: color + face/object patches; Motion processing		medium
0:09	84	Visual	Higher visual: color + face/object patches; Motion processing		medium
0:10	90	Visual	Higher visual: color + face/object patches; Motion processing		medium
0:11	95	Visual	Motion-related; Higher visual: color + face/object patches		medium
0:12	98	Visual	Motion-related; Higher visual: color + face/object patches		medium
0:13	95	Visual	Motion-related; Motion processing		medium
0:14	88	Visual	Motion-related; Higher visual: color + face/object patches		medium
0:15	81	Visual	Motion-related; Motion area (V5)	*may bloom, secure from the pests, obeying contradictory rules.*	medium
0:16	70	Visual	Motion-related; Higher visual: color + face/object patches		medium
0:17	61	Visual	Motion-related; Motion area (V5)		medium
0:18	51	Visual	Motion-related; Motion area (V5)		medium
0:19	47	Visual	Motion-related; Motion area (V5)		medium
0:20	46	Visual	Ventro-medial visual (scene); Motion-related		medium
0:21	46	Visual	Ventro-medial visual (scene); Higher visual: color + face/object patches	*Our unification of those is more powerful a weapon than any fleet or army on Earth.*	medium
0:22	46	Visual	Ventro-medial visual (scene); Higher visual: color + face/object patches		medium
0:23	44	Visual	Ventro-medial visual (scene); Higher visual: color + face/object patches		medium
0:24	41	Visual	Ventro-medial visual (scene); Higher visual: color + face/object patches		medium
0:25	35	Visual	Ventro-medial visual (scene); Visual area V3		medium
0:26	31	Visual	Ventro-medial visual (scene); Visual area V3		medium
0:27	27	Visual	Ventro-medial visual (scene); Higher visual: color + face/object patches	*We are one people, with one will, one resolve, one cause.*	medium

Every second (continued)

TIME	LEVEL	NETWORK	MOST ACTIVE REGIONS	WORDS	CONFID.
0:28	26	Visual	Ventro-medial visual (scene); Higher visual: color + face/object patches		medium
0:29	26	Visual	Ventro-medial visual (scene); Higher visual: color + face/object patches		medium
0:30	25	Visual	Ventro-medial visual (scene); Higher visual: color + face/object patches		medium
0:31	26	Visual	Ventro-medial visual (scene); Higher visual: color + face/object patches		medium
0:32	34	Visual	Upper visual field area; Motion-related		medium
0:33	42	Visual	Motion-related; Lateral occipital (objects)		medium
0:34	50	Visual	Motion-related; Lateral occipital (objects)		medium
0:35	57	Visual	Motion-related; Lateral occipital (objects)	*Our enemies shall talk themselves to death, and we will bury them with their own confusion.*	medium
0:36	70	Visual	Motion-related; Motion processing		medium
0:37	86	Visual	Motion-related; Motion processing		medium
0:38	100	Visual	Motion-related; Motion processing		medium
0:39	100	Visual	Motion-related; Motion processing		medium
0:40	100	Visual	Motion-related; Motion processing		medium
0:41	100	Visual	Motion-related; Motion processing		medium
0:42	88	Visual	Motion-related; Motion processing	*We shall prevail.*	medium
0:43	76	Visual	Motion-related; Upper visual field area		medium
0:44	64	Visual	Upper visual field area; Motion-related		medium
0:45	45	Visual	Dorsal visual V3A; Upper visual field area		medium
0:46	23	Visual	Dorsal visual V3A; Dorsal visual (reach / motion)		medium
0:47	5	Visual	Scene & place recognition; Intraparietal (attention)		medium
0:48	0	Language	Language network; Intraparietal (attention)	*On January 24th, Apple Computer will introduce Macintosh.*	lower
0:49	1	Auditory	Language network; Ventral DLPFC (control)		lower
0:50	4	Auditory	Auditory area 5 (superior temporal); Anterior superior-temporal auditory		medium
0:51	7	Auditory	Anterior superior-temporal auditory; Auditory area 5 (superior temporal)		medium
0:52	14	Auditory	Anterior superior-temporal auditory; Posterior belt (secondary auditory)		medium
0:53	21	Auditory	Anterior superior-temporal auditory; Posterior belt (secondary auditory)	*and you'll see why 1984 won't be like 1984.*	medium
0:54	28	Auditory	Anterior superior-temporal auditory; Posterior belt (secondary auditory)		medium
0:55	31	Auditory	Anterior superior-temporal auditory; Posterior belt (secondary auditory)		medium
0:56	38	Auditory	Anterior superior-temporal auditory; Posterior belt (secondary auditory)		medium
0:57	54	Auditory	Anterior cingulate (monitoring); Frontal operculum (salience)		lower
0:58	68	Attention	Anterior cingulate (monitoring); Frontal operculum (salience)		lower
0:59	77	Attention	Anterior cingulate (monitoring); Frontal operculum (salience)		lower

The words against the curve

Each spoken line with the average predicted level while it is said (clip range, 0 to 100). The clip average is 52; the tick on each bar marks it.

0:01		51	Today we celebrate the first glorious anniversary of the Information Purification Directives.
0:07		87	We have created, for the first time in all history, a garden of pure ideology, where each worker
0:16		60	may bloom, secure from the pests, obeying contradictory rules.
0:22		39	Our unification of those is more powerful a weapon than any fleet or army on Earth.
0:28		32	We are one people, with one will, one resolve, one cause.
0:35		88	Our enemies shall talk themselves to death, and we will bury them with their own confusion.
0:42		68	We shall prevail.
0:49		8	On January 24th, Apple Computer will introduce Macintosh.
0:53		40	and you'll see why 1984 won't be like 1984.

How to read this report

What the model is

v2neuro is a brain-encoding model. It was trained on fMRI recordings of people watching video, and for a new video it predicts the response of the cortex, one value per second, from the picture, the sound and the words. Nobody watched your video for this report.

Strongest second

The second with the highest predicted response, leaving aside the first three seconds. The cortex responds to any clip starting, so the opening would win on most videos and say nothing about yours.

Level, and "of this clip's own range"

Charts and bars use a 0 to 100 scale stretched to this clip: 0 is its lowest second and 100 its highest. It shows where a second sits inside this video. It cannot be compared between two videos, and a difference between two levels is not a percentage change.

Steepest fall

The largest fall within three seconds, as a true percentage of the level it falls from, taken on the mean of the four networks without stretching. It is reported only when it starts at or above the clip average and reaches 20%. When no window qualifies the report states no percentage.

Weakest stretch

The three consecutive seconds with the lowest average level (on a clip under 15 seconds, a fifth of its length, at least one second), never the strongest second itself. Every video has one; it is the place to look first, not a fault by itself.

Networks, systems and regions

The four networks (visual, auditory, language, attention) group the cortical surface. The leading network is the one with the highest value in that second, each on its own range. Regions are the atlas areas with the highest predicted response in that second.

Confidence

Higher, medium or lower says how well the model has been shown to predict the regions that lead in that second, and how typical the second is for it. It is a guide to how much weight a row can carry.

What this is not

These are predictions of an average cortical response. They are not a measurement of your viewers and they do not forecast views, watch time or sales. On recordings held out from training, the model's predictions correlate with the measured response at about r = 0.27 for material like its training set and about r = 0.12 for very different films. The useful test is your own data: compare these moments with the numbers you already have.

neuro-viral

CONTACT

Website **neuro-viral.com**
Email **hello@vincli.com**

FOLLOW

Instagram **@neuro_viral.ai**
X **@vincli_ai**
YouTube **@vincli_neuro**
LinkedIn **VINCLI LTD**

VINCLI LTD, company no. 16677554, 128 City Road, London EC1V 2NX